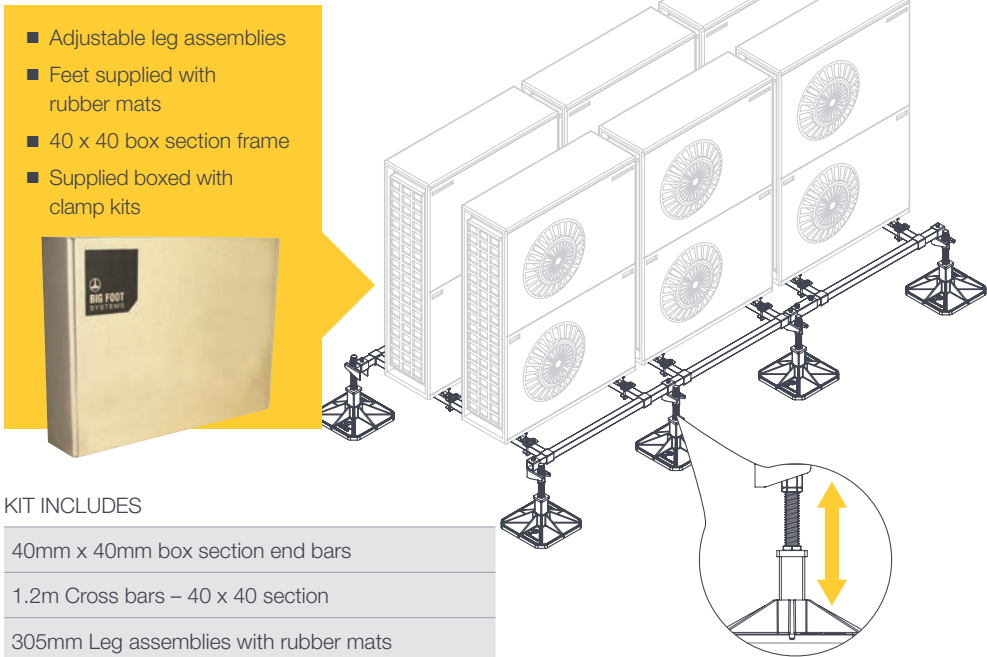


Big Foot Standard Frames

Non-penetrative support frames for air conditioning multi frames, mini-splits, VRFs and small AHUs

The LD standard product range consists of three standard modular frames, available in 1m, 2m and 3m arrangements. This ensures minimal cross-member deflection whilst maintaining structural stability; as opposed to weaker alternatives often constructed from poor quality pre galvanised strut. Our highly competent engineers and designers have developed the product range through our rigorous product development cycle, including validation through testing.

Standard Frames



KIT INCLUDES




40mm x 40mm box section end bars
1.2m Cross bars – 40 x 40 section
305mm Leg assemblies with rubber mats
Condenser Clamp kits
Assembly instructions

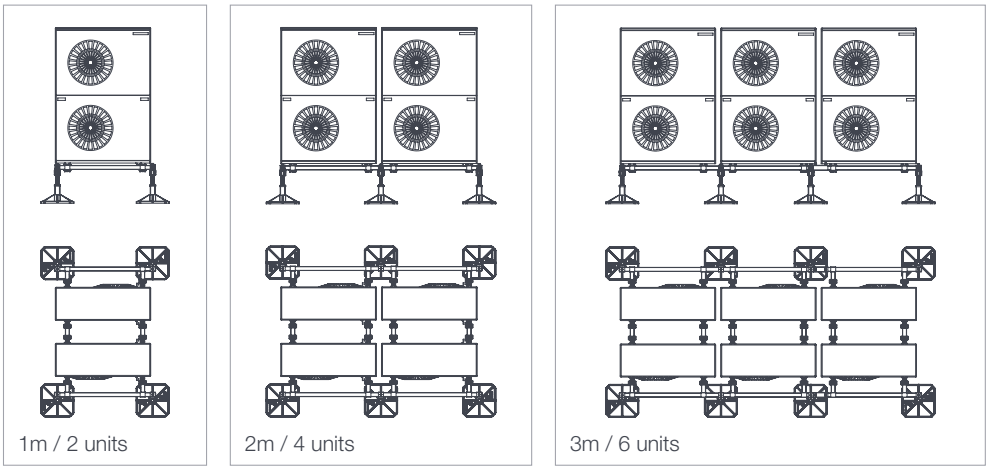
In order to facilitate the process of identifying the required frame for the specified air conditioning manufacturers Splits or VRF/VRV units (or indeed a combination of both) Big Foot Systems have created 'Frame Selectors'.

For further details contact the Big Foot Systems Technical Office on +44 (0)1323 844 355.

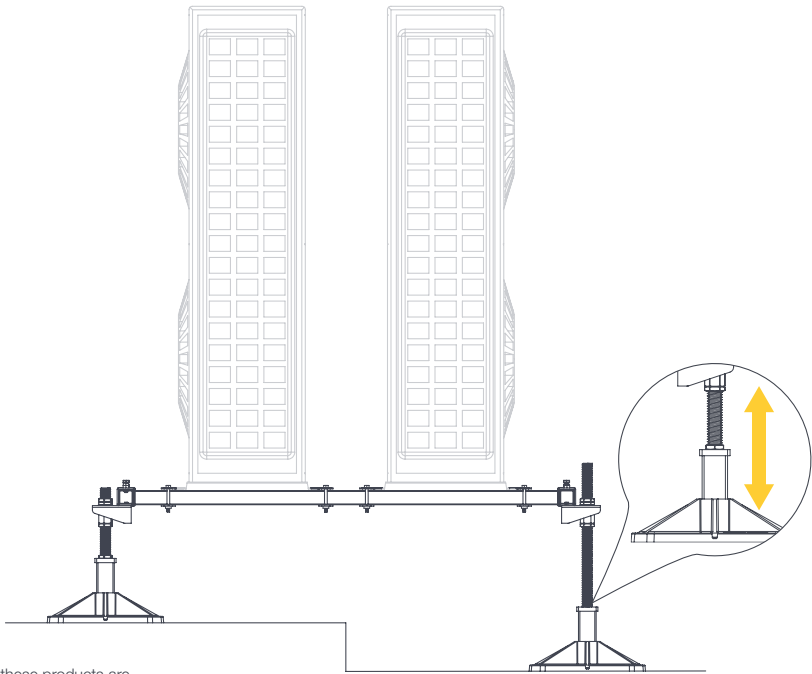
compatible
with all leading
VRV/VRF
manufacturers
products

PRODUCT INFORMATION

Model	1m Modular Frame	2m Modular Frame	3m Modular Frame
Part no.	B6075 	B6077 	B6078 
Height (mm)	290-400	290-400	290-400
Width (mm)	1200	1200	1200
Length (mm)	1000	2000	3000
Weight (kg)	40	69	93
Max. loading (kg)	480	720	960



Standard Frame Variants



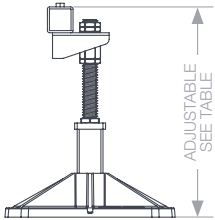
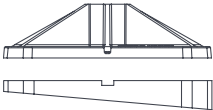
For ease of specification these products are detailed on the following building product libraries:



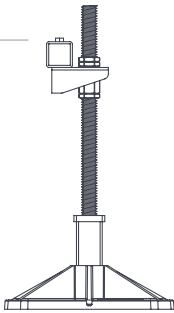
listed in
LUCKINSlive



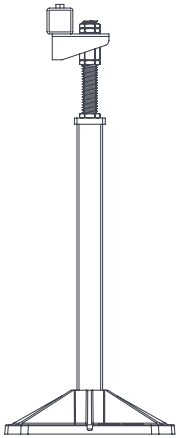
305/450 ANGLED MATS
2.5° and 5° rubber mats
are also available for
sloped roof applications



Standard Leg Assembly



Long Stud Assembly



Large Leg Assembly

Model	Standard	Long Stud	Large
Box section (mm)	40	40	40
Min. height (mm)	290	290	730
Max. height (mm)	400	610	825

PRODUCT INFORMATION

Model	1m	2m	3m
Part no.	B9088	B9089	B9090
Height (mm)	290-610	290-610	290-610
Width (mm)	1200	1200	1200
Length (mm)	1000	2000	3000
Weight (kg)	40	69	93
Max. loading (kg)	480	720	960

LEG OPTIONS

