

# Hitachi Air Conditioning

Engineered for tomorrow.



Room Air Conditioners

## Shirokuma Wall Mounted RAK-PXB

Hitachi's Shirokuma systems are a premium range of stylish and highly-efficient wall mounted split systems.

In ice white with a frosted sheer front panel combined with a matte and glass finish cabinet to reflect light, Shirokuma looks good from any angle.



### Features and Benefits

- ✓ Capacities from 2.5kW to 5.8kW
- ✓ SCOP of 4.72 (A++) and SEER of 8.5 (A+++)  
for exceptional seasonal efficiency
- ✓ Elegant design complements any interior
- ✓ Low noise levels courtesy of Super Low fan speed
- ✓ Antibacterial Sanitizing
- ✓ Nano Titanium Wasabi filter for high air quality
- ✓ Energy saving sensor adjust heating and cooling levels  
as room occupancy changes
- ✓ Weekly timer
- ✓ Compatible with H-LINK control and CS Net Web.

## Remote Controllers

NEW

### ✓ RAR-5E1

24-hour, 7-day infra red Remote Controller



RAR-5E1

- ✓ ECO operation energy saving function
- ✓ Leave Home Function - set temperature at 10°C automatically when no one is at home for up to 99 days
- ✓ Weekly Timer – 6 patterns
- ✓ Heating/Cooling Only operation – 2 ways of setting
- ✓ Room temperature display.

### ✓ SPX-RCDB

Wired Remote Controller

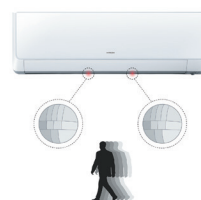


SPX-RCDB



### ErP-compliant products

ErP compliant, A++ to A+++ across the range



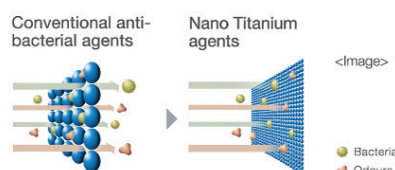
### Energy saving sensors

The sensor adjusts heating and cooling levels as room occupancy changes allowing high energy savings.

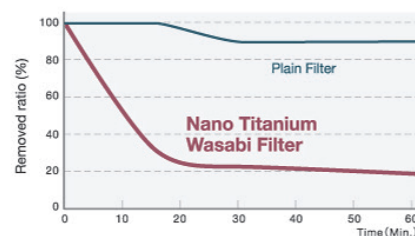


### Nano Titanium Wasabi Air Purification

a cutting-edge technology that uses a wasabi-modified Nano Titanium catalyst to provide a powerful antibacterial, anti-mould, anti-allergen and deodorizing effect.



### Ammonia Deodorizing Effect\*2



82%  
Odour Removal

\*2 Test material: Nano Titanium Wasabi Air Purifying Filter (30.8 x 27.6cm 5T), Reactor volume: 1m<sup>3</sup>  
Analysis: Gas Detector Tube Method. Flow rate through kit: 1m/s  
Tested by the Nanopac Testing Laboratory

[www.hitachiaircon.com](http://www.hitachiaircon.com) | [www.hitachiheating.com](http://www.hitachiheating.com)

**HITACHI**  
Inspire the Next



RAK-PXB



Room Air Conditioners

## Shirokuma wall mounted

### PRELIMINARY DATA

Indoor Unit		RAK-25PXB	RAK-35PXB	RAK-50PXB
Nominal Cooling Capacity (min - max)	kW	2.5 (0.9 - 3.1)	3.5 (0.9 - 4.0)	5.0 (1.9 - 5.2)
Cooling Sensible Capacity	kW	2.3	3.0	3.7
UK Cooling Capacity (sensible)	kW	2.2 (2.0)	2.7 (2.4)	4.3 (2.8)
Nominal Heating Capacity (min - max)	kW	3.20 (0.90 - 4.20)	4.00 (0.90 - 4.80)	5.80 (2.2 - 7.00)
Heating Capacity at -7°C <sup>(1)</sup>	kW	2.05	2.57	3.72
Nominal Cooling Power Input (min - max)	kW	0.545 (0.25 - 1.22)	0.910 (0.25 - 1.4)	1.560 (0.50 - 2.10)
Nominal Heating Power Input (min - max)	kW	0.7 (0.25 - 1.2)	0.955 (0.255 - 1.6)	1.560 (0.50 - 2.70)
Seasonal Efficiency SEER <sup>(3)</sup>		8.5	8.5	7.2
Energy Efficiency Class		A+++	A+++	A++
Annual Energy Consumption	kWh/yr	150	209	300
Seasonal Efficiency SCOP <sup>(3)</sup> (Average Climate)		4.7	4.72	4.5
Energy Efficiency Class		A++	A++	A+
Annual Energy Consumption	kWh/yr	811	999	1,529
Nominal Load Efficiency EER / COP <sup>(4)</sup>		4.59 / 4.57	3.85 / 4.19	3.21 / 3.72
Energy Class (Cool/Heat)		A / A	A / A	A / A
Noise Level Cooling (sound pressure) (SL / L / M / H)	dB(A)	20/26/32/40	22/29/35/42	25/31/39/47
Noise Level Heating (sound pressure) (SL / L / M / H)	dB(A)	20/27/33/40	22/30/35/42	25/31/39/48
Noise level (sound power) <sup>(2)</sup>	dB(A)	55	60	60
Air flow cooling mode (SL / L / M / H)	m³/h	300/330/510/560	320/340/430/580	350/400/580/720
Air flow heating mode (SL / L / M / H)	m³/h	290/370/560/610	310/360/480/630	350/420/620/800
Dehumidification	l/h	1.4	1.6	2.0
Dimensions (H x W x D)	mm	295 x 900 x 210	295 x 900 x 210	295 x 900 x 210
Weight	Kg	11.0	11.0	11.0
Power Supply		35V DC from outdoor unit	35V DC from outdoor unit	35V DC from outdoor unit
Drain Diameter (ext.)		φ16mm	φ16mm	φ16mm
Remote Controller (standard)		Infra red RAR-5E1	Infra red RAR-5E1	Infra red RAR-5E1

Outdoor Unit		RAC-25WXB	RAC-35WXB	RAC-50WXB
Noise level cooling (sound pressure) (night mode)	dB(A)	46	47	51
Noise level heating (sound pressure) (night mode)	dB(A)	47	49	51
Noise level (sound power) <sup>(2)</sup>	dB(A)	60	61	65
Air flow (Cooling / Heating)	m³/h	1860 / 1620	1920 / 1620	2160 / 2160
Dimensions (H x W x D)	mm	548 x 750 x 288	548 x 750 x 288	736 x 800 x 350
Weight	Kg	34.0	34.0	49.5
Piping diameter (Liquid / Gas)	Inch	1/4 - 3/8	1/4 - 3/8	1/4 / 1/2
	mm	6.35 - 9.52	6.35 - 9.52	6.35 - 12.70
Minimum Piping Length	m	3	3	3
Maximum Piping Length / Height Difference	m	20 / 10	20 / 10	20 / 10
Current Quantity of Refrigerant	Kg	1.08	1.17	1.35
Chargeless / Additional Refrigerant Charge	m/g/m	20 / -	20 / -	20 / -
Power supply		230V / 1Ph / 50Hz	230V / 1Ph / 50Hz	230V / 1Ph / 50Hz
Recommended fuse size	A	15	15	25
Starting current	A	5.0	5.0	8.0
Running current (cooling / heating)	A	tbc	tbc	tbc
Interconnecting Cables	No.	3 + E	3 + E	3 + E
Working Range (cooling / heating)	°C	-10°C~43°C / -15°C~21°C	-10°C~43°C / -15°C~21°C	-10°C~43°C / -15°C~21°C
Refrigerant / GWP		R410A / 1975	R410A / 1975	R410A / 1975
Compressor type		Rotary	Rotary	Rotary

<sup>(1)</sup> Value includes the defrost ratio.

<sup>(2)</sup> Sound power level is the A-weighted sound power level [dB(A)] measured at standard rated conditions for the "cooling" mode operation in accordance to EN12102

<sup>(3)</sup> Data calculated in accordance to prEN14825 and the Commission Communication 2012/C 172/01

<sup>(4)</sup> Nominal load efficiency (Cooling 35°C/27°C, Heating 7°C/20°C)