


Split Air Conditioner

Model : ARYG24LMLA / ARYG30LMLE / ARYG36LMLE / ARYG45LMLA /
ARYG36LMLA [3phase] / ARYG45LMLA [3phase]

Single phase
(30/36/45) (24)



24 Model



Wired R.C.



For ARYG24LMLA



For ARYG30/36LMLE



For ARYG36/45LMLA

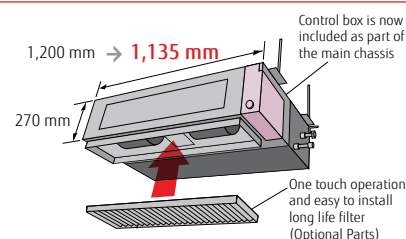


Medium Static Pressure Duct Range

Feature

Slim & compact design

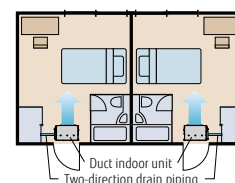
In the case of bottom return air connection, not only does the indoor unit design allow for installation in a narrow ceiling space of up to 270 mm, Further space savings have been achieved by mounting the control box internally inside the chassis.



Feature

Two-direction drain piping

2-type installation methods of ceiling concealed and floor concealed can be selected.

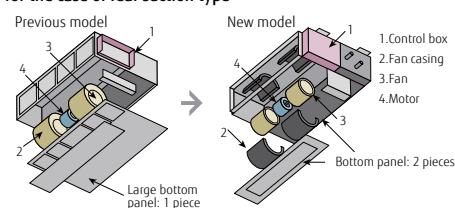


Feature

Easy Maintenance

Structural improvement is attained by making the bottom panel two pieces, front and rear. The internal fan casing is also manufactured in two pieces, namely upper and lower. The maintenance of the motor and fan can be easily carried out by removing the rear panel and the lower part of the casing while leaving the main chassis installed.

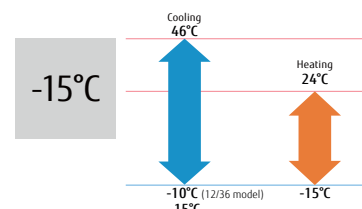
See below for the case of rear suction type



Feature

Low ambient operation

Simple flat Auto Louver will provide comfort airflow and harmonize with luxury interior.



Optional parts

Wired Remote Controller: UTYRVNYM
Simple Remote Controller: UTYSNYM
Flange (Round): UTDRF204
Flange (Square): UTDSE045T
Long Life Filter: UTDLF25NA
Remote Sensor Unit: UTYXSZX
Drain Pump Unit: UTZPX1NBA
IR Receiver Kit: UTYLRHYM
External Connect Kit: UTDECS5A

Modbus Interface
KNX Interface
WiFi Interface

FJRCMBS1
FJRCKNX1i
FJRCWIFI1

