FUJITSU

AIR CONDITIONING

New Product Release!

Split Air Conditioner

Compact Cassette

AUXG09KVLA / AOYG09KBTB
AUXG12KVLA / AOYG12KBTB
AUXG14KVLA / AOYG14KBTB
AUXG18KVLA / AOYG18KBTB
AUXG22KVLA / AOYG22KBTB
AUXG24KVLA / AOYG24KBTB

REFRIGERANT R32

Point High efficiency and compact panel design

Compact and stylish panel design fits the grid type ceiling.
It is a linear design suitable for grid shape of 620 mm × 620 mm grid ceiling.

Rank
Cooling A++
Heating A+

SEER 6.70 (09 model)

SCOP 4.40 (09/14 models)



Point Flexible installation

It is suitable for ceiling of grid type and it has high degree of freedom of installation and it can be installed beside lighting and ventilation opening.

Point Low ambient operation

-10°C
↓
-15°C
at Cooling

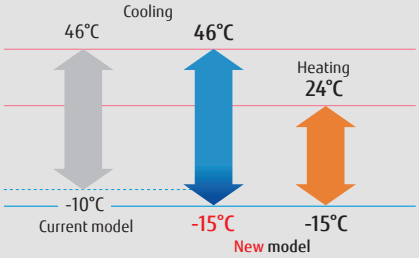

Point Easy maintenance

Maintenance is easier by removing the ceiling panel next to the grill, maintenance can be done, and new installation of inspection hole is unnecessary, so construction costs can be suppressed.

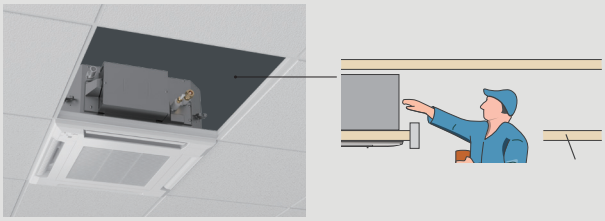

The air inlet grill can be installed in various directions, so maintenance is easy.



Model: AUXG09KVLA / AUXG12KVLA / AUXG14KVLA / AUXG18KVLA / AUXG22KVLA / AUXG24KVLA
AOYG09KBTB / AOYG12KBTB / AOYG14KBTB / AOYG18KBTB / AOYG22KBTB / AOYG24KBTB

AOYG09/12/14KBTB

AOYG18/22KBTB

AOYG24KBTB

Optional parts

Wireless Remote Controller:	UTY-LNTY
Wired Remote Controller:	UTY-RNRYZ3, UTY-RVNYM,
Simple Remote Controller:	UTY-RSRY,
Wireless LAN Interface:	UTY-TFSXZ1
Cassette Grille:	UTY-UFYF-W
Fresh Air Intake Kit:	UTZ-VXAA
External Input and Output PCB (with box):	UTY-XCSX+UTZ-GXRA
External Connect Kit:	UTY-XWZXZG

Dimensions

Indoor unit : AUXG09/12/14/18/22/24KVLA

(Unit : mm)

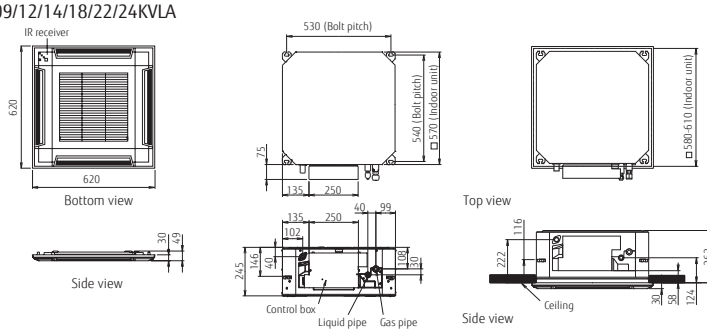

Outdoor unit : AOYG09/12/14KBTB

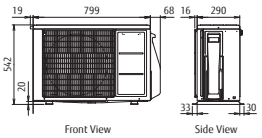

AOYG18/22KBTB

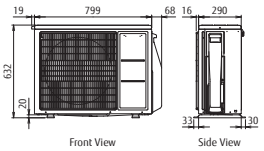

AOYG24KBTB

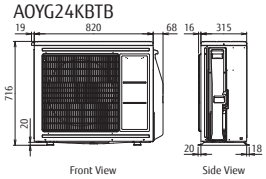

Specifications

Model No.	Indoor unit		AUXG09KVLA	AUXG12KVLA	AUXG14KVLA	AUXG18KVLA	AUXG22KVLA	AUXG24KVLA
	Outdoor unit		AOYG09KBTB	AOYG12KBTB	AOYG14KBTB	AOYG18KBTB	AOYG22KBTB	AOYG24KBTB
Power Source			Single-phase, ~230V, 50Hz					
Capacity	Cooling	kW	2.5 (0.9-3.2)	3.5 (0.9-4.4)	4.3 (0.9-5.4)	5.2 (0.9-5.9)	6.0 (0.9-6.7)	6.8 (0.9-8.0)
	Heating		3.2 (0.9-4.7)	4.1 (0.9-5.7)	5.0 (0.9-6.5)	6.0 (0.9-7.5)	7.0 (0.9-8.0)	7.5 (0.9-9.1)
UK Total/sensible cooling			2.37 / 1.92	3.39 / 2.6	4.12 / 3.13	5.00 / 3.56	5.85/4.03	6.63 / 4.74
Input Power	Cooling/Heating	kW	0.55/0.79	0.93/1.08	1.28/1.32	1.60/1.66	1.82/1.87	2.21/2.03
EER	Cooling	W/W	4.57	3.76	3.36	3.25	3.30	3.08
COP	Heating		4.05	3.80	3.79	3.61	3.74	3.69
Pdesign	Cooling/Heating(-10°C)	kW	2.5/2.6	3.5/3.4	4.3/3.8	5.2/4.4	6.0/4.8	6.8/6.0
SEER	Cooling	W/W	6.70	6.60	6.50	6.60	6.60	6.10
SCOP	Heating (Average)		4.40	4.30	4.40	4.20	4.30	4.00
Energy Efficiency Class	Cooling		A++	A++	A++	A++	A++	A++
	Heating (Average)		A+	A+	A+	A+	A+	A+
Annual Energy Consumption	Cooling	kWh/a	131	186	231	275	318	390
	Heating		826	1,106	1,208	1,466	1,562	2,097
Moisture Removal		l/h	0.6	1.2	1.5	2.2	2.6	2.7
Sound Pressure Level	Indoor (Cooling) H/M/L/Q	dB(A)	33/31/29/27	37/34/30/27	38/34/30/27	38/34/30/26	44/42/36/30	49/44/36/30
	Indoor (Heating) H/M/L/Q		34/32/29/27	37/34/31/29	43/38/34/30	43/38/34/30	45/43/40/33	49/45/40/33
	Outdoor(Cooling/Heating) High		46/46	47/47	49/49	50/50	51/51	53/54
Sound Power Level	Indoor(Cooling/Heating) High		46/47	49/49	50/55	50/55	56/57	59/61
	Outdoor(Cooling/Heating) High		59/59	61/61	62/62	62/62	63/63	65/66
Airflow Rate	Indoor / Outdoor (Cooling) High	m^3/h	540/1,480	600/1,580	680/1,670	680/2,160	830/2,240	930/2,700
	Indoor / Outdoor (Heating) High		540/1,410	600/1,520	800/1,580	800/1,830	860/1,960	930/2,700
Net Dimensions H x W x D	Indoor	mm	245x570x570	245x570x570	245x570x570	245x570x570	245x579x570	245x570x570
	Outdoor	mm	542x799x290	542x799x290	542x799x290	632x799x290	632x799x290	716x820x315
Weight	Indoor	kg(lbs)	15 (33)	15 (33)	15 (33)	15 (33)	16 (35)	16 (35)
	Outdoor	kg(lbs)	32 (71)	33 (73)	33 (73)	36 (79)	38 (84)	42 (93)
Remote Controller Type (NOT Supplied With Unit)			NO CONTROLLER SUPPLIED WITH THESE UNITS PLEASE ORDER SEPARATELY					
Interconnecting Cable (Suggested cable size 1.5mm)			3 Core + Earth					
Suggested MCB Size		Amp	10	10	16	16	16	16
Max. Operating Current	Cooling/Heating	A	7.9	9.7	10.2	12.1	12.6	13.6
Power Supply To			Outdoor					
Connection Pipe Diameter (Gas / Liquid)		Inch	3/8 + 1/4	3/8 + 1/4	3/8 + 1/4	1/2 + 1/4	1/2 + 1/4	1/2 + 1/4
Max Pipe Length (Pre-Charge)		m	20 (15)	25 (15)	25 (15)	30 (20)	30 (20)	30 (20)
Max Height Difference			15	20	20	20	25	25
Operation Range	Cooling	°CDB	-15 to 46	-15 to 46	-15 to 46	-15 to 46	-15 to 46	-15 to 46
	Heating		-15 to 24	-15 to 24	-15 to 24	-15 to 24	-15 to 24	-15 to 24
Refrigerant	Type		R32	R32	R32	R32	R32	R32
	Charge	g	850	850	850	1020	1250	1250
	Additional Charge	g/m	20	20	20	20	20	20
Cassette Grille Included	Model name		UTG-UFYF-W	UTG-UFYF-W	UTG-UFYF-W	UTG-UFYF-W	UTG-UFYF-W	UTG-UFYF-W
	Dimensions (H × W × D)	mm	49x620x620	49x620x620	49x620x620	49x620x620	49x620x620	49x620x620
	Weight	kg	2.3	2.3	2.3	2.3	2.3	2.3

•Specifications and design are subject to change without notice for further improvement.
•Actual products' colours may be different from the colours shown in this printed material.

Distributed by :

ISO 9001 01 100 075229 ISO 14001 01 104 9245
Fujitsu General (Thailand) Co., Ltd.

ISO 9001 Certified number: 15910200738SM ISO 14001 Certified number: 15918E200218SM
Fujitsu General Central Air-conditioner(Wuxi) Co., Ltd.

FUJITSU GENERAL AIR CONDITIONING (UK) LTD
Unit 150 Centennial Park, Centennial Avenue, Elstree, Herts. WD6 3SG
www.fujitsu-general.com/uk
Tel: +44 (0)208 731 3450 Fax: +44 (0)208 731 3451

Copyright© 2018 Fujitsu General Limited. All rights reserved. 3EFNP29-1812E