

SPACE-SAVING – FOR ANY ROOM

Floor unit



Highlights

- Perfect air circulation
- Plug & Play with integrated comfort remote control
- Integrated leak detection system

Floor standing unit for RAV single-room systems for combination with Digital Inverter, Super Digital Inverter, and BIG Digital Inverter outdoor units for refrigerant R32 or R410A. Provides optimum air circulation while taking up minimal installation space. Available in five power levels from 5.0 to 14.0 kW.



Performance

- High energy efficiency (up to A++)
- Energy monitoring with Super Digital Inverter outdoor units
- High-performance heat exchanger
- Self-cleaning function
- Low-noise 3-stage fan
- Quiet function
- Auto diagnostic system



Flexibility

- Compatible with R32 or R410A outdoor units
- Optimal air distribution, even in large spaces
- Easy-to-remove, washable dust filters
- Additional TCB-PCUC2E board available for external analog & digital control
- RBC-AMS55E-ES comfort remote control integrated



Technical Details

- Integrated leak detection system simplifies EN378 conformance
- Can be combined with all wired remote controls
- Can be integrated into VRF control systems via a TCC link
- Automatic restart after power blackout
- Optional redundancy box available

Floor unit

Technical data			RAV-RM561FT-ES
Cooling capacity	kW	❄️	5,00
Cooling range (min.-max.)	kW	❄️	1,20 - 5,60
Power consumption (min./nom./max.)	kW	❄️	-/1,42/-
Energy efficiency EER	W/W	❄️	3,51
Energy efficiency SEER		❄️	5,75
Energy efficiency class		❄️	A+
Heating capacity	kW	🔥	5,60
Heating range (min.-max.)	kW	🔥	0,90 - 7,00
Power consumption (min./nom./max.)	kW	🔥	-/1,65/-
Energy efficiency COP	W/W	🔥	3,39
Energy efficiency SCOP		🔥	4,20
Energy efficiency class		🔥	A+
Sound pressure level (low/med/high)	dB(A)	❄️	38/42/46
Sound pressure level (low/med/high)	dB(A)	🔥	38/42/46
Sound power level	dB(A)	❄️	52/56/60
Sound power level	dB(A)	🔥	52/56/60
Airflow	m³/h		600/-/820
Refrigerant			R32/R410A
Dimensions (HxWxD)	mm		1750 x 600 x 210
Weight	kg		44

❄️ Cooling 🔥 Heating

The measuring conditions for this product can be found at <http://www.toshiba-klima.at/en/measuring-conditions.html>



Energy Label: Energy label **A+ to A+++**, indicates the power consumption and energy efficiency class.



ErP Ecodesign: All criteria of **ECODESIGN**-guideline are fulfilled and confirm highest system efficiency.



Hybrid inverter control: Smooth capacity regulation.



Rotary compressor: Reliability and high efficiency.



Twin rotary compressor: Long-lasting, smoothly running and highest efficiency.



R410A: Used refrigerant: R410A.



R32: Used refrigerant: R32.



Wifi ready: Optional control of the system via a smartphone.



KNX: Optional KNX bus connection.



Dust filter: Washable filter against coarse contamination.



IAQ filter: Fine mesh filter with natural substances.



Active carbon-catechin filter: Cleansing filter with enzymes from green tea.



Plasma filter: Pure Mode: Electrostatic filter system.



Air ionizer: Negative ions cover polluted particles in the air. Dust, pollen and smoke are neutralized.



Self-cleaning function: Usage of condensate water for cleaning.



Auto Mode: Automatic selection between cooling and heating.



HI POWER: Particularly strong airflow for quickly reaching the requested temperature.



Auto diagnostic: Check of system for flawless operation.



Eco Mode: Energy saving function.



Quiet Mode: Particularly low noise level - whispering mode.



Comfort Sleep: Gradual increase of temperature by 2 °C until morning.



Power Selection: Capacity regulation and therefore power savings of up to 25, 50 or 75%.



Floor Mode: Natural floor warming effect for greater comfort.



Preset Mode: Activates individual settings at the touch of a button.



One Touch Mode: Fully automatic operation adapted to your needs.



Timer: Individual programming of on-/off times.



Off Timer: Shutdown of the unit at chosen times (30 min to 12 h).



Week Timer: Up to four settings per day and seven per week.



Automatic Restart: After a power blackout.



8 °C frost protection function: Frost protection for uninhabited rooms.



Louver: Flexible setting of louvers.



3D Airflow: 6 different airflow patterns in all directions.

HIGHLY EFFICIENT ENDURANCE RUNNER

Super Digital Inverter R32

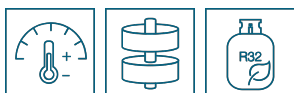


Symbol photo



Highlights

- Highly efficient, compact & quiet
- Wide operating temperature range
- Twin-rotary compressor



Super Digital Inverter outdoor unit with refrigerant R32 for cooling or heating with a wide performance spectrum. Available in five capacities from 5.3 to 14.0 kW.



Performance

- Suitable for 24/7 continual operation
- Very good energy efficiency values (up to A+++)
- SEER values up to 9.40 possible depending on the combination
- SCOP values up to 5.52 possible depending on the combination
- Exceptionally high efficiency in the partial load range
- Controls at the lowest, min. capacities
- Corresponds to the ECODSIGN Lot 10 Directive



Flexibility









- Max. pipe lengths up to 75 m
- Max. height differences up to 30 m
- Wide operating temperature range from -27 to +52 °C
- Optimal ratio of unit capacity to installation surface



Technical details

- Direct current hybrid inverter technology
- Twin-rotary compressor
- Kit available for noise reduction & power limitation
- Energy monitoring for single-phase systems with RBC-AMS55E

Super Digital Inverter R32

Technical data			RAV-GP561ATP-E
Cooling capacity	kW		5,30
Outdoor temperature operating range (min.-max.)	°C		-15/+52
Heating capacity	kW		5,60
Outdoor temperature operating range (min.-max.)	°C		-27/+15
Sound pressure level (low/med/high)	dB(A)		46
Sound pressure level (low/med/high)	dB(A)		48
Sound pressure level (night operation)	dB(A)		41/43
Sound power level	dB(A)		63
Sound power level	dB(A)		65
Suction gas pipe diameter	mm (inch)		12,7 (½)
Liquid pipe diameter	mm (inch)		6,3 (¼)
Pipe length (min.)	m		5
Pipe length (max.)	m		50
Height difference (max.)	m		30
Airflow	m³/h		2250
Power supply	V/Ph+N/Hz		220-240/1N/50
Recommended fusing	A		16
Current consumption (nom.)	A		7,1
Current consumption (max.)	A		13,1
Recommended power supply line type			H07RN-F 3G2,5
Communication line			H07RN-F 4G1,5
Compressor type			Twin-Rotary
Refrigerant			R32
Refrigerant charge	kg		1,35
Pre-charged up to	m		20
Added refrigerant charge	g/m		20
Dimensions (HxWxD)	mm		630 x 799 x 299
Weight	kg		45

 Cooling  Heating

The measuring conditions for this product can be found at <http://www.toshiba-klima.at/en/measuring-conditions.html>



Energy Label: Energy label **A+ to A+++**, indicates the power consumption and energy efficiency class.



ErP Ecodesign: All criteria of **ECODESIGN**-guideline are fulfilled and confirm highest system efficiency.



Hybrid inverter control: Smooth capacity regulation.



Rotary compressor: Reliability and high efficiency.



Twin rotary compressor: Long-lasting, smoothly running and highest efficiency.



R410A: Used refrigerant: R410A.



R32: Used refrigerant: R32.



Wifi ready: Optional control of the system via a smartphone.



KNX: Optional KNX bus connection.



Dust filter: Washable filter against coarse contamination.



IAQ filter: Fine mesh filter with natural substances.



Active carbon-catechin filter: Cleansing filter with enzymes from green tea.



Plasma filter: Pure Mode: Electrostatic filter system.



Air ionizer: Negative ions cover polluted particles in the air. Dust, pollen and smoke are neutralized.



Self-cleaning function: Usage of condensate water for cleaning.



Auto Mode: Automatic selection between cooling and heating.



HI POWER: Particularly strong airflow for quickly reaching the requested temperature.



Auto diagnostic: Check of system for flawless operation.



Eco Mode: Energy saving function.



Quiet Mode: Particularly low noise level - whispering mode.



Comfort Sleep: Gradual increase of temperature by 2 °C until morning.



Power Selection: Capacity regulation and therefore power savings of up to 25, 50 or 75%.



Floor Mode: Natural floor warming effect for greater comfort.



Preset Mode: Activates individual settings at the touch of a button.



One Touch Mode: Fully automatic operation adapted to your needs.



Timer: Individual programming of on-/off times.



Off Timer: Shutdown of the unit at chosen times (30 min to 12 h).



Week Timer: Up to four settings per day and seven per week.



Automatic Restart: After a power blackout.



8 °C frost protection function: Frost protection for uninhabited rooms.



Louver: Flexible setting of louvers.



3D Airflow: 6 different airflow patterns in all directions.