

# Haier

## TIDE PLUS

Monosplit Inverter



Remote Control

2,6 kW

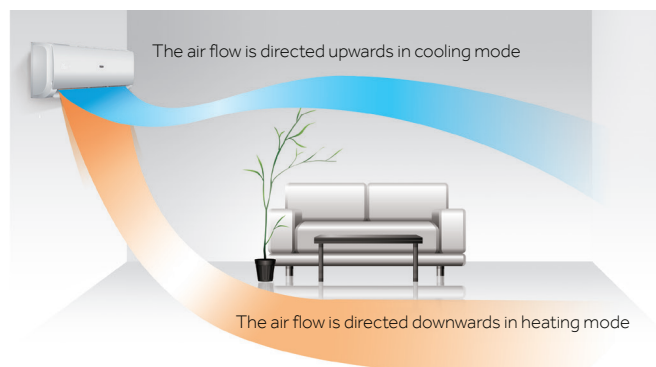
3,2 kW

5,0 kW

7,1 kW

### Avantages

- Very quiet: 19 dBA
- Multi-directional airflow for optimal comfort
- Inverter technology for maximum efficiency
- A++ cooling energy class
- Night mode for a more comfortable and economical sleep
- Easy panel access for quick maintenance



### Intelligent Air

Thanks to dual air louvers, the user can choose the direction of the air flow to avoid direct contact with the with the cold air.



Silence



Night Mode



Self Clean



Wi-Fi

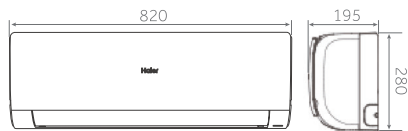


Intelligent Air

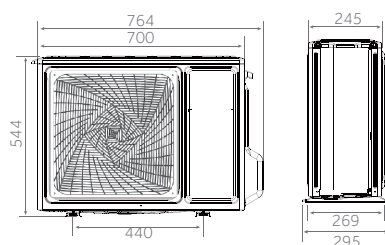


DRY Function


AS25 - AS35



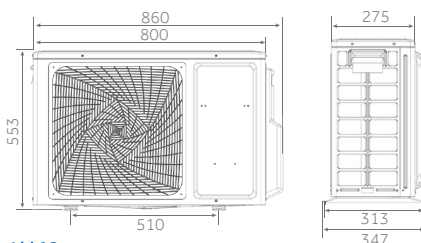
1U25 - 1U35



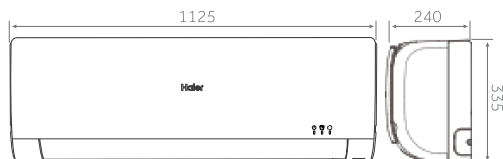
AS50



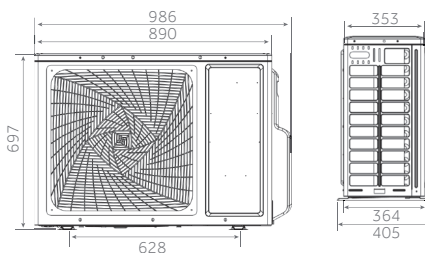
1U50



AS68



1U68



INDOOR UNIT	Model		AS25THMHRA-C	AS35TAMHRA-C	AS50TDMHRA-C	AS68TEMHRA-C
OUTDOOR UNIT	Model		1U25YEFRA-C	1U35YEFRA-C	1U50MEMFRA-C	1U68RENFRA-C
Power output - Cooling	Nominal (Min.-Max.)	kW	2.6(0.8-3.0)	3.2(0.8-3.6)	5.0(1.3-5.8)	7.0(2.2-8.5)
Energy efficiency - Cooling	SEER/EER (Nominal)		6.1/3.23	6.1/3.01	6.1/3.41	7.1/3.23
Energy class - Cooling			A++	A++	A++	A++
Power consumption - Cooling	Nominal (Min.-Max.)	kW	0.80(0.30-1.20)	1.06(0.03-1.60))	1.46(0.40-2.00)	2.16(0.70-2.90)
Annual energy consumption - Cooling		kWh/a	149	184	287	350
Power output - Heating	Nominal (Min.-Max.)	kW	2.8(0.8-3.2)	3.4(0.8-4.2)	5.2(1.4-6.0)	8.1(2.4-10.0)
Energy efficiency - Heating	SCOP/COP (Nominal)		4.0/3.71	4.0/3.40	4.0/3.71	4.0/3.71
Energy class - Heating	Nominal		A+	A+	A+	A+
Power consumption - Heating	Nominal (Min.-Max.)	kW	0.75(0.30-1.40)	1.0(0.3-1.6)	1.40(0.52-2.5)	2.18(0.70-2.90)
Annual energy consumption - Heating		kWh/a	840	980	1610	1963
Operating limits Cooling	Min.-Max.	°C	21-35°C(in) / 10-43°C(out)			
Operating limits - Heating	Min.-Max.	°C	10-27°C(in) / -15-24°C(out)			
Power supply	Ph/V/Hz		1/230/50	1/230/50	1/230/50	1/230/50
<b>Indoor Unit</b>						
Net dimensions	L/P/H	mm	820/195/280	820/195/280	1008/225/318	1125/240/335
Packaging dimensions	L/P/H	mm	909/279/355	909/279/355	1085/329/403	1206/342/418
Net/gross weight		kg	8.2/10.5	8.2/10.5	11.6/14.4	14/17.5
Air flow rate (cooling/heating)	Max.	m³/h	500	550	900	1200
Sound power	Cooling	dB(A)	54	56	57	60
	Heating	dB(A)	54	56	57	60
Sound Pressure	Cooling	dB(A)	37/33/29/19	38/34/29/20	44/40/35/28	47/43/37/30
	Heating	dB(A)	37/33/29/19	38/34/29/20	44/40/35/28	47/43/37/30
Dehumidification		10 <sup>-3</sup> m³/h	1.0	1.4	2.0	2.8
<b>Outdoor Unit</b>						
Net dimensions	L/P/H	mm	700/245/544	700/245/544	800/275/553	890/353/697
Packaging dimensions	L/P/H	mm	845/320/593	845/320/593	954/409/625	1046/460/780
Net/gross weight		kg	22.8/25.3	23.5/26.0	32.7/36.5	47.3/52.3
Air flow rate (cooling/heating)	Max.	m³/h	2100	2100	2500	2900
Sound power		dB(A)	62	63	65	65
Sound pressure		dB(A)	49	50	53	52
Absorbed current	Max.	A	6.2	7.1	11.3	13
Refrigerant			R32	R32	R32	R32
Refrigerant charge		g	510	530	900	1200
Installation data	Liquid pipe Ø	mm	1/4	1/4	1/4	1/4
	Gas pipe Ø	mm	3/8	3/8	1/2	1/2
	Pipe length max. L/H	m	20/10	20/10	25/15	25/15
	Standard pipe length without refrigerant charge	m	5	5	7	7
	Additional charge ref. over std length	g/m	20	20	20	20

